

---

## CAIRNGORMS NATIONAL PARK AUTHORITY

---

### FOR INFORMATION

**Title:** National Park Plan 4-Monthly Progress Report 6

**Prepared by:** Gavin Miles, Strategic Planning and Policy Officer

#### **Purpose**

To provide the Board and all the partners involved in delivering the National Park Plan with regular updates of progress in delivering the National Park Plan.

#### **Recommendations**

That the Board note progress in delivering the National Park Plan.

#### **Executive Summary**

This paper provides a summary of progress in delivering the actions set out in the National Park Plan and an assessment of the likelihood of achieving the 5-year outcomes under each Priority for Action. It shows that:

- a) By September 2010, nearly 80% of the 5-year outcomes are considered to be likely to be achieved by 2012 with around 20% considered unlikely to be fully achieved by 2012.
  - b) By September 2010, about 75% of the actions in the National Park Plan were considered to be on track to be delivered. About 20% of the actions within the Park Plan require more work to be delivered by 2012. A few actions will not be delivered by 2012, either because of unforeseen delays, or because they have been superseded by events and are no longer priorities for delivery. It is not considered that these actions are critical to the delivery of any outcomes in the National Park Plan.
-






## NATIONAL PARK PLAN 4-MONTHLY PROGRESS REPORT 6 FOR INFORMATION

### Background

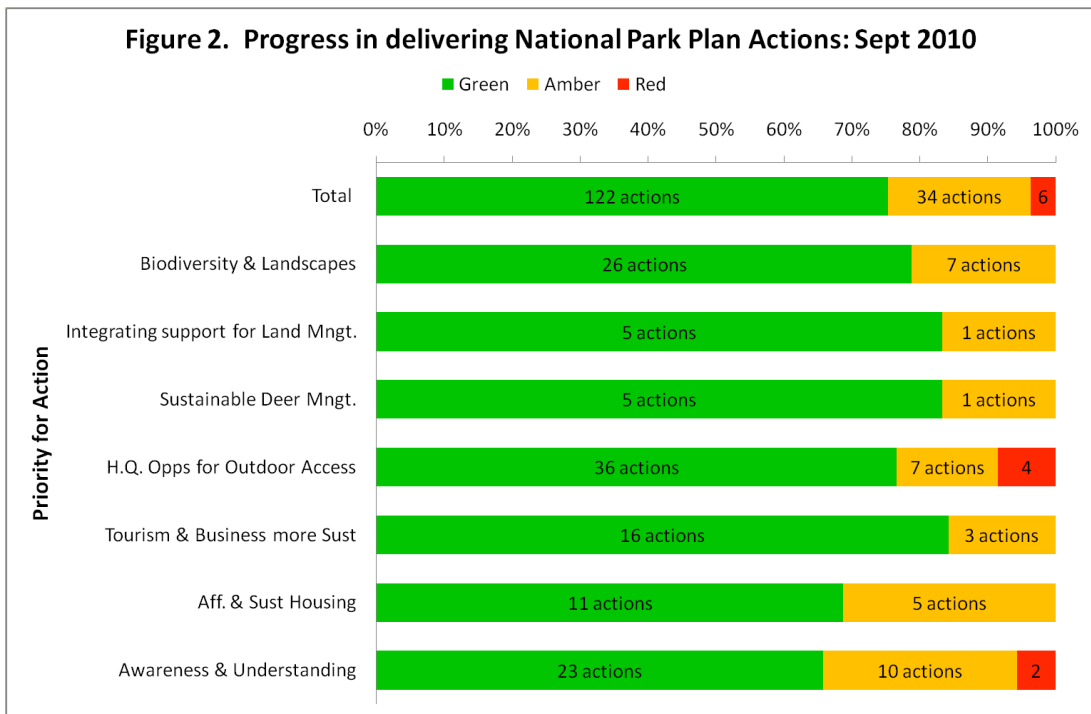
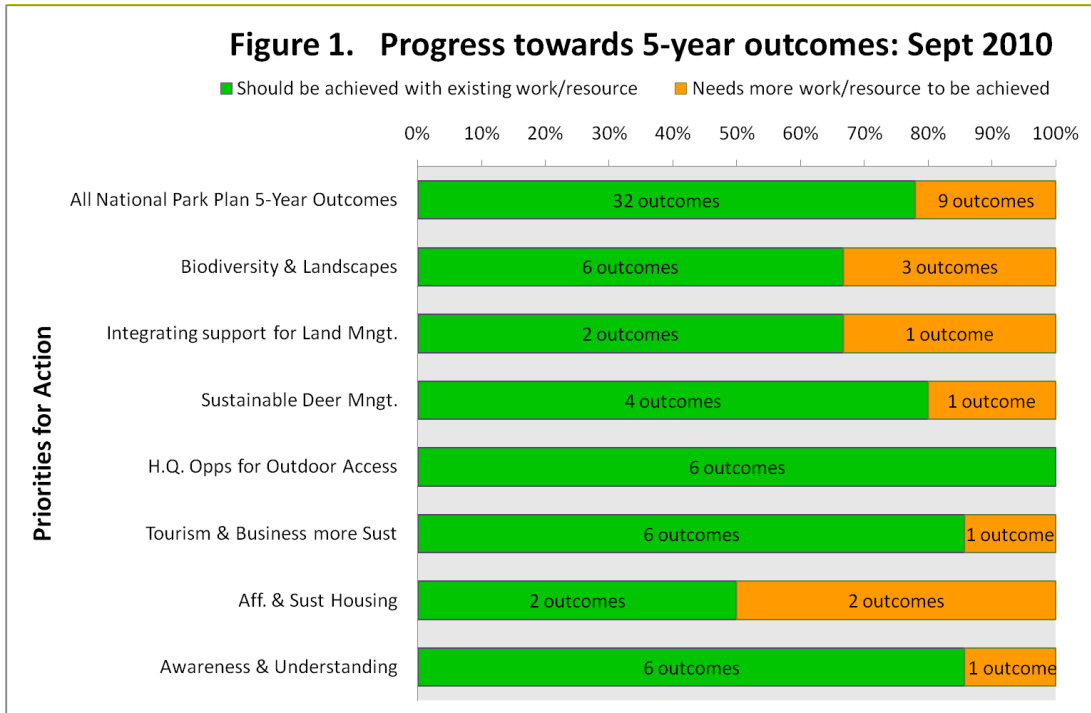
1. This is the sixth 4-monthly report on delivery of the National Park Plan. The last 4-monthly progress update was included in the Board Paper on Annual Review of National Park Plan Delivery on 14 May 2010.

### Achievement of Outcomes and Delivery of Actions

2. The assessment of progress towards 5-year outcomes is summarised using 5 classes associated with a specific definition:

	<b>1 Will not be achieved</b>
	<b>2 Unlikely to be achieved</b>
	<b>3 Needs more work/resource to be achieved</b>
	<b>4 Should be achieved with existing work/resource</b>
	<b>5 Achieved</b>

3. The assessment of progress in delivering actions for each priority for action is based on a simpler 'traffic light' system of green-amber-red to provide a simple visual summary where:
  - a) **Green** = Progress towards the outcome or action is on track and there is confidence that the outcome or action will be achieved by, or before 2012;
  - b) **Amber** = There is uncertainty about whether the outcome or action will be achieved, or there may be delays in achieving it.
  - c) **Red** = The outcome or action will not, or is unlikely to be achieved.
4. The assessment is undertaken by the respective CNPA officers managing each Priority for Action. Further detail on the reasoning behind the assessment of individual outcomes is provided in the tables of Annex 1.
5. Figures 1 and 2 show the assessment of progress in delivering the National Park Plan's outcomes and actions for each priority for action at September 2010.
6. The CNPA estimates in Figure 1 that nearly 80% of the 5-year outcomes will be achieved by 2012 with existing work and resources and that around 20% of the outcomes require more work to be achieved by 2012. None of the outcomes are considered to be unachievable by 2012, and none have been fully achieved yet. The overall picture is the same as that reported in May.



7. Figure 2 shows that around 75% of the actions in the Park Plan are considered to be green and on track to be delivered, with around 20% considered to be amber and requiring more attention or alternative action. Six actions (4% of the total) are considered to be red (not achievable by 2012) at this time. One of those relates to the extension of the Speyside Way to Newtonmore, and is programmed to be completed by March 2013. The other five red actions relate to work that has been superseded or to changed priorities since the National Park Plan was prepared.

They are not considered to have a significant effect the delivery of any outcomes in the National Park Plan.

## **Policy Context**

8. This paper is concerned with the delivery of the National Park Plan. It is therefore also central to the themes of the CNPA Corporate Plan, and to the ability of the National Park Plan and its delivery partners to deliver the Scottish Government's National Outcomes.

## **Implications**

### ***Financial Implications***

9. The National Park Plan has been used by the CNPA and partners to help focus work in the National Park since 2007. Although more work is required to achieve its outcomes by 2012, the mid-term 'Health Check' in 2009 refocused priorities to 2012. There may be challenges for partners in meeting expected commitments over the beyond 2010.

### ***Presentational Implications***

10. This paper does not raise any particular presentational issues. There has been clear progress in delivering the National Park Plan over its first three years, and notable examples of delivery will be reported the National Park Plan annual progress report for 2009/10.

### ***Implications for Stakeholders***

11. The implications for other organisations, stakeholders and communities are all tied to the partners' ability to deliver the Park Plan's outcomes over the next 18 months. They will all face financial constraints and will feel the effects of any significant changes to expenditure or effort by others. The National Park Plan continues to offer a focus for partners to be more creative and efficient in delivering their own and the National Park Plan's outcomes within the National Park.

## **Next Report**

12. The next report on delivery of the current National Park Plan will be in January 2011.

**Gavin Miles**  
**3 September 2010**

[gavinmiles@cairngorms.co.uk](mailto:gavinmiles@cairngorms.co.uk)